


Achieving the Dream

College-Level Pass Rate with C or Better

Course Completion Rate

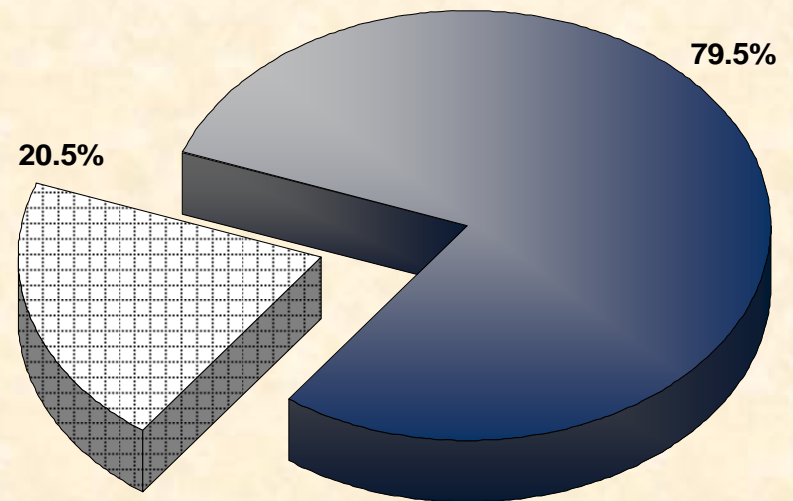
(Received a Grade)



■ Completed Credits ▨ Failed or Withdrew

Course Pass Rate

(Earned a C or Better)



■ Passed C or Better ▨ Did Not Pass C or Better

The figures include baseline data for the five fall Achieving the Dream cohorts (Fall 2002 to Fall 2006).


Success is what counts.

Achieving the Dream

Gatekeeper English Pass Rate with C or Better

Course Completion Rate


(Received a Grade)



■ Completed Credits □ Failed or Withdrew

Course Pass Rate

(Earned a C or Better)

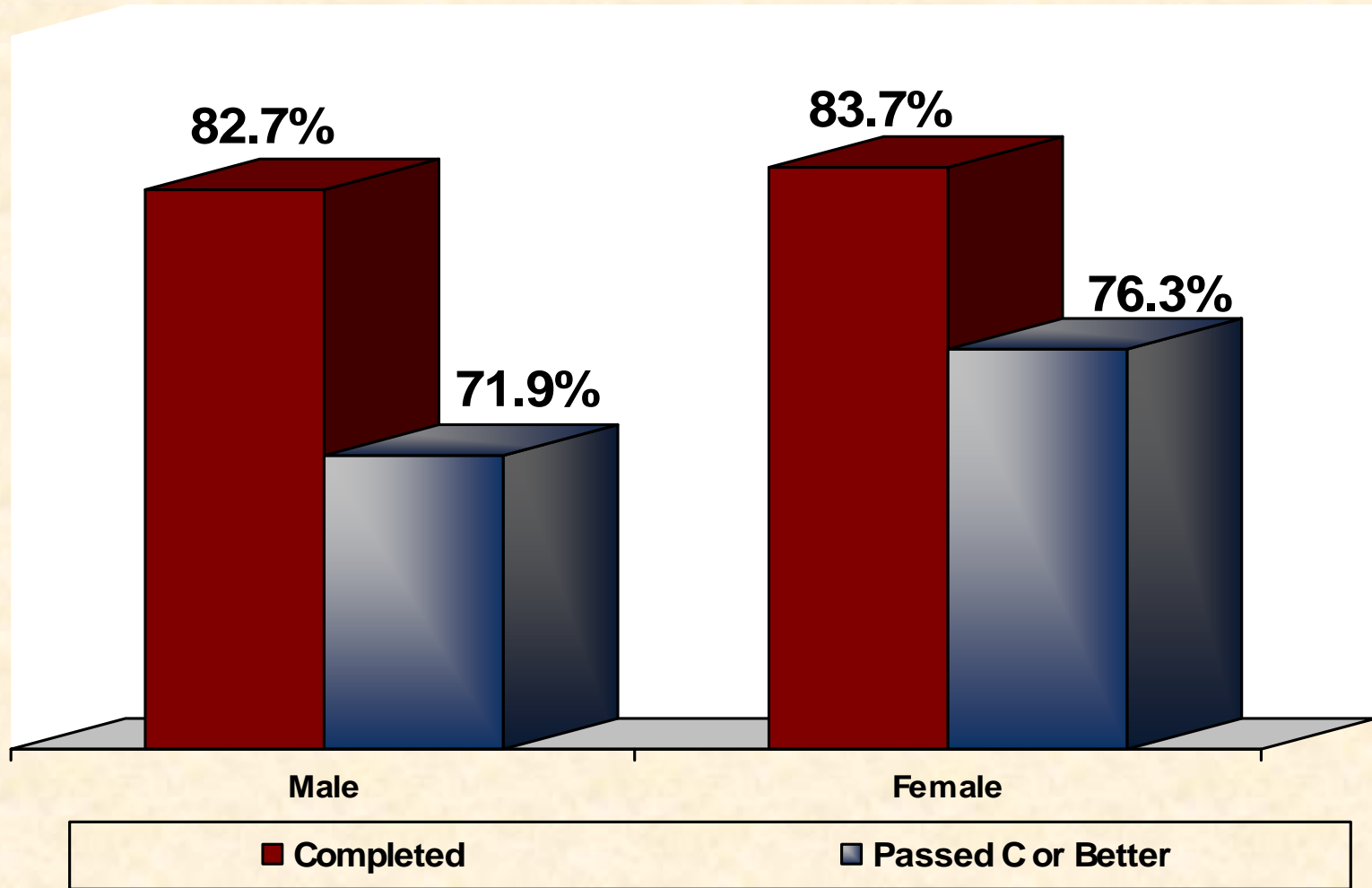


■ Passed C or Better □ Did Not Pass C or Better

The figures include baseline data for the five fall Achieving the Dream cohorts (Fall 2002 to Fall 2006).

Success is what counts.

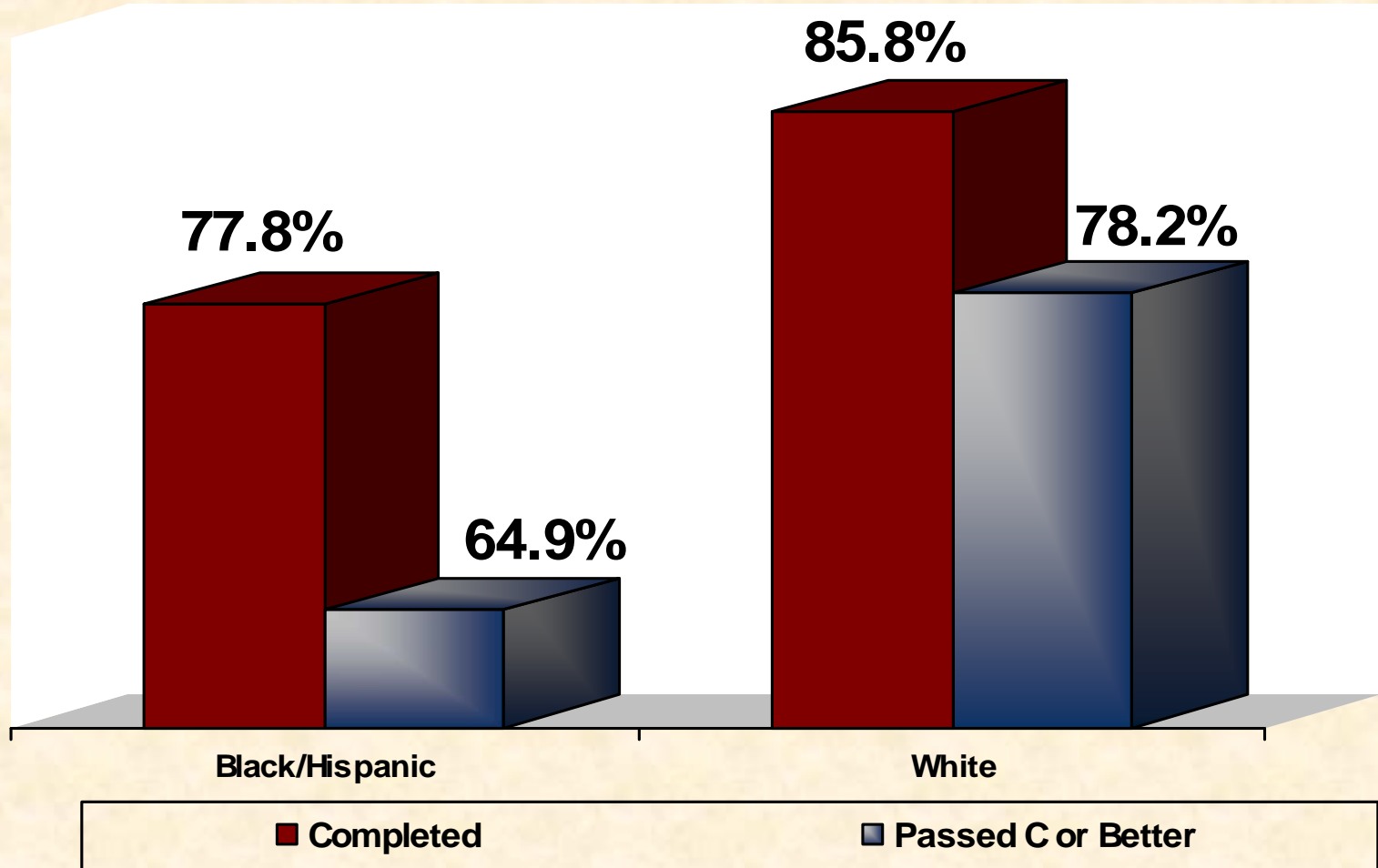
Gatekeeper English Course Completion Rates By Gender



The figures include baseline data for the five fall Achieving the Dream cohorts (Fall 2002 to Fall 2006).

Success is what counts.

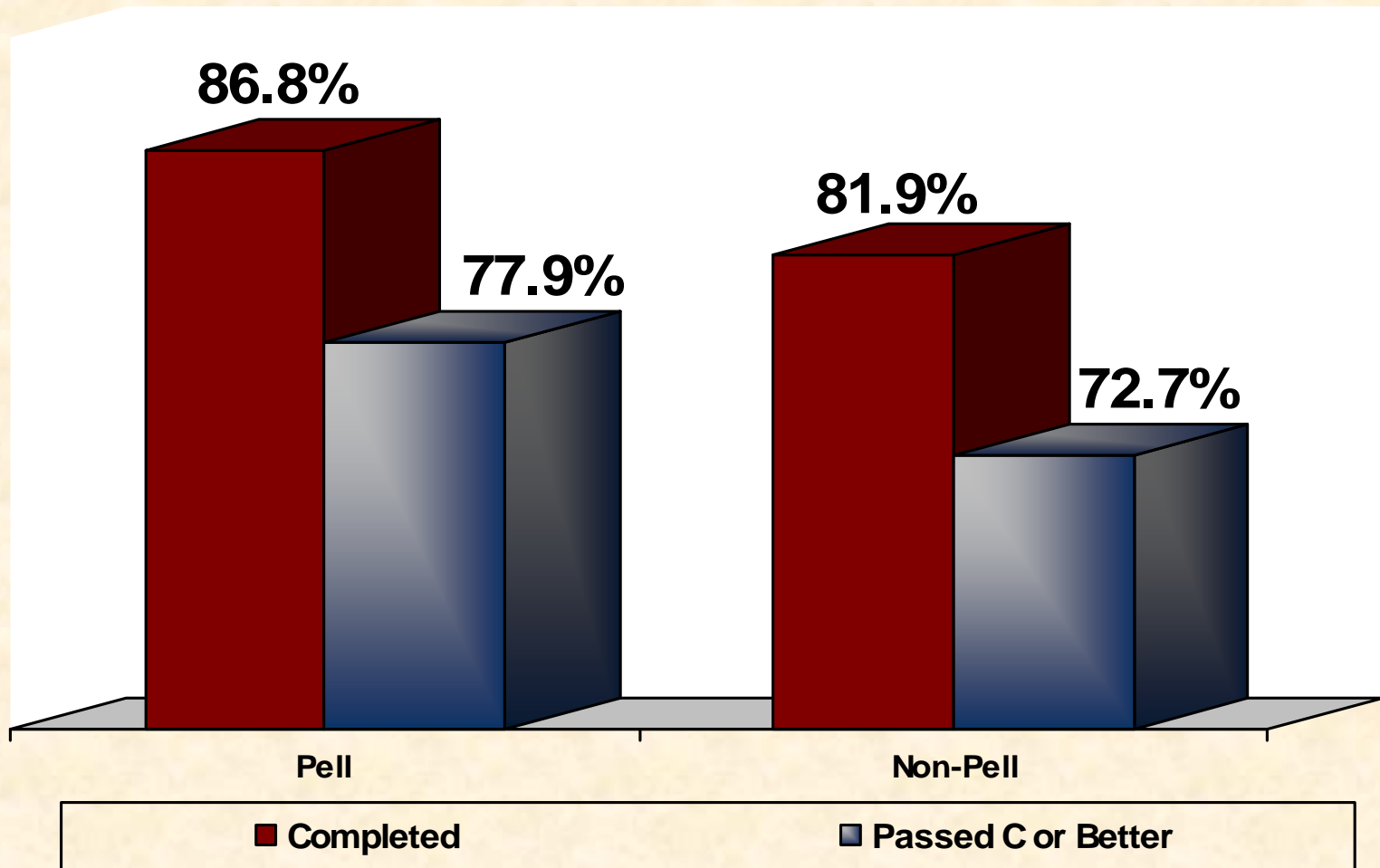
Gatekeeper English Course Completion Rates By Ethnicity



The figures include baseline data for the five fall Achieving the Dream cohorts (Fall 2002 to Fall 2006).

Success is what counts.

Gatekeeper English Course Completion Rates By Pell



The figures include baseline data for the five fall Achieving the Dream cohorts (Fall 2002 to Fall 2006).

Success is what counts.

Pass Rate (C or Better) Gatekeeper English Taken in First Semester

| Course | Overall | Pell Recipients | Black | Hispanic | White |
|---------------|----------------|------------------------|--------------|-----------------|--------------|
| ENGL-100 | 72.0% | 77.8% | 62.4% | 58.6% | 76.2% |
| ENGL-110 | 84.9% | 90.9% | NA | NA | 85.7% |

The figures include baseline data for the five fall Achieving the Dream cohorts (Fall 2002 to Fall 2006).

Percentages may be skewed by small numbers. Extremely small numbers will not be reported.



Success is what counts.